LUXEN I

www.hyundaielevator.com

HYUNDAI ELEVATOR LUXEN I

HYUNDAI ELEVATOR

LUXEN I C-LUX1-E0108/2019.01/1st Edition



LUXEN I

HYUNDAI
ELEVATOR CO., LTD.

ELEVATOR MARKET SHARE IN KOREA

HYUNDAI ELEVATOR

44.1%

(Units installed, 2017)

One out of two elevators sold in Korea is made by Hyundai Elevator

and Luxen I is
Hyundai Elevator customers'
preferred choice

LUXEN I

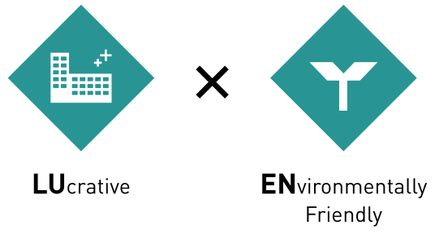

Maximum operating efficiency
for environmental protection
and greater economy

CONTENTS

04 WHY HYUNDAI ELEVATOR
06 LUXEN I KEY FEATURES
08 CAGE DESIGN
20 FIXTURES DESIGN
27 SPECIFICATIONS

There is a reason why Hyundai Elevator is customers' preferred choice

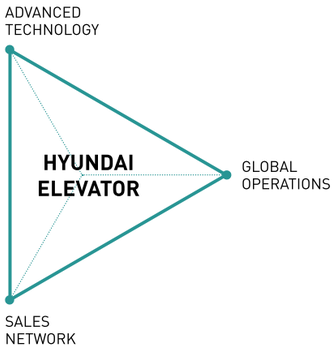

World-class elevator technology

Hyundai Elevator has the world's most advanced high-speed elevator technology. It built Hyundai Asan Tower, in April 2009 to thoroughly evaluate and validate the safety and reliability of its products under conditions that closely replicate those of a high-rise building.

THE EL 1080 high-speed elevator

The world's fastest elevator (1,080 m/min.)

THE EL DUO double-deck elevator

1.8 times more loading capacity through 2 vertically integrated elevators

Production system and sales network that spans across borders

In addition to state-of-the-art production facilities in Korea, Hyundai Elevator built manufacturing facilities in China and Brazil to supply its unparelleled products worldwide. The company strives to better meet the needs of global customers through localization and by maximizing synergy among its 6 overseas subsidiaries and 55 sales networks.

OVERSEAS BRANCHES

CHINA	SHANGHAI HYUNDAI ELEVATOR CO., LTD.
INDONESIA	PT. HYUNDAI ELEVATOR INDONESIA
MALAYSIA	HYUNDAI ELEVATOR (MALAYSIA) SDN. BHD
BRAZIL	HYUNDAI ELEVADORES DO BRASIL LTDA.
VIETNAM	HYUNDAI THANH CONG ELEVATOR VIETNAM CO., LIMITED
TURKEY	HYUNDAI ELEVATOR ASANSOR VE SERVIS SAN. VE TIC. A.S.

MANUFACTURING PLANTS

Icheon Headquarters (Icheon, Korea)	- (Factories 1, 2, 3) 46,484 m² state-of-the-art facilities - Production of elevators, automated material handling system, parking systems, platform screen doors (PSD), etc. - Hyundai Asan Tower - Hyundai Customer Care Center (CCC)
China Factory (Shanghai, China)	- 28,716 m² state-of-the-art facilities - Production of elevators and escalators - Elevator test tower (72 m high)
New China Factory (Under Construction) (Shanghai, China)	- 123,564 m² state-of-the-art facilities - Production of elevators and escalators (Annual capacity Max. 25,000units) - Elevator test tower (185 m in total height, 175 m above ground)

CERTIFICATION

ISO9001

ISO14001

OHSAS18001

CE

LUXEN I INNOVATION

HIGHEST EFFICIENCY & SAFETY

Hyundai Elevator's core technologies have optimized the conditions to operate an elevator

The 1st Korean elevator to earn Germany's Class A energy efficiency rating

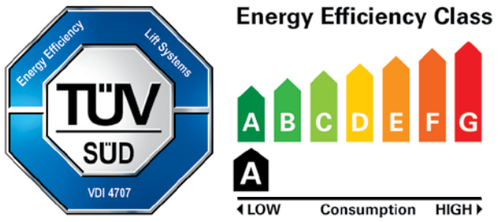

Luxen I earned Class A energy efficiency ratings, the highest under the guidelines of the Association of German Engineers (VDI), from Germany's prestigious testing and certification agency, TÜV SÜD.

VDI 4707 Part 1

VDI 4707 Part 1 is an internationally recognized energy efficiency certification for elevators based on criteria such as capacity, speed, operational cycle, energy consumption, and average travel distance. There are 7 energy efficiency ratings, ranging from A for the least amount of consumption, to G, the highest.

① High efficiency, gearless, synchronous traction machine

Energy savings

The synchronous gearless traction machine has a motor that uses permanent magnets and consumes 25% less energy than induction motors.

Exceptional ride quality

Noise and vibration are significantly reduced with the elimination of interlocking gears, providing extraordinary riding comfort.

Easy Maintenance

The gearless traction machine does not use gear oil and is easy to maintain, eliminating the need for oil changes and reducing maintenance costs.

② Regenerative inverter that recycles energy (optional)

Up to 60% energy savings (PWM Type)

Energy generated while operating the elevator is recycled for up to 60% in energy savings (77.5% energy efficiency).

Machine room heat reduction

Machine room heat is greatly reduced by recycling power generated while operating the elevator instead of dissipating heat.

③ Derail prevention guide shoes

Derail prevention guide shoes to minimize accidents and enhance user safety of Door.

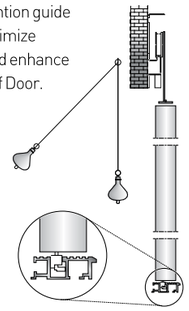

④ Eco-friendly LED ceiling

Ultra-slim LED ceiling lights are long-lasting, consume little power, and reduce eye fatigue.

* Not applicable on certain ceiling options.

⑤ Highly reliable dual brakes

Dual braking system allows brakes on one side to operate independently if brakes on the other side fail, improving safety significantly **(conforms to European EN81 international safety standards).**

LUXEN I DESIGN COLLECTION

SLD-01

CAGE DESIGN

Ceiling	CD253A/SUB Ceiling (Painted Steel P022), Ceiling Plate (Painted Steel P022)
Left Side	TI-Black STS Hairline/STS Mirror Trimmed
Right Side	TI-Black STS Hairline/STS Mirror Trimmed
Rear Side	TI-Black STS Hairline/TI-Black STS Mirror/ STS Mirror Trimmed
Front Side	TI-Black STS Hairline
Column	STS Mirror
Car Door	TI-Black STS Hairline
Car Operating Panel	OPP-D564/TI-Black STS Hairline
Flooring	PVC/DTE6025, DTM7201

200U TYPE

100 TYPE



50 TYPE

ENTRANCE

200U TYPE

Jamb	TI-Black STS Hairline/200U Type
Transom Panel	TI-Black STS Hairline
Door	TI-Black STS Hairline
Hall Button	HPB-A64
Indicator	PI-D700

100 TYPE

Jamb	TI-Black STS Hairline/100 Type
Door	TI-Black STS Hairline
Hall Button	HIP-DA64

50 TYPE

Jamb	TI-Black STS Hairline/50 Type
Door	TI-Black STS Hairline
Hall Button	HIP-DA64

Note

1. Colors printed in this catalog may appear different from actual colors.
2. For 680 kg models and smaller, the central wall pattern on the inner surface of side panels may be omitted due to the division line between the 2 panels.
3. For 800 kg models and smaller, swing-type operating panels may not fit due to the narrow width of the front wall.

LUXEN I DESIGN COLLECTION

SLD-02

CAGE DESIGN

Ceiling	CD245AS/SUB Ceiling (TI-Gold STS Hairline), Ceiling Plate (Painted Steel P017)
Left Side	TI-Gold STS Hairline/TI-Gold STS Mirror Etching (SE1673)/STS Mirror Trimmed
Right Side	TI-Gold STS Hairline/TI-Gold STS Mirror Etching (SE1673)/STS Mirror Trimmed
Rear Side	TI-Gold STS Hairline/TI-Gold STS Hairline Etching (SE1673)/STS Mirror Trimmed
Front Side	TI-Gold STS Hairline/TI-Gold STS Mirror/ STS Mirror Trimmed
Column	STS Mirror
Handrail	HR-01A/TI-Gold STS Hairline/Three Sides
Car Door	TI-Gold STS Mirror Etching (SE1673)
Car Operating Panel	OPP-D564/TI-Gold STS Hairline
Flooring	PVC/FH-12

200U TYPE 100 TYPE 50 TYPE

ENTRANCE

200U TYPE

Jamb	TI-Gold STS Hairline/200U Type
Transom Panel	TI-Gold STS Hairline
Door	TI-Gold STS Mirror Etching (SE1673)
Hall Button	HPB-B64
Indicator	PI-D800

100 TYPE

Jamb	TI-Gold STS Hairline/100 Type
Door	TI-Gold STS Mirror Etching (SE1673)
Hall Button	HIP-DB64

50 TYPE

Jamb	STS Hailine/50Type
Door	TI-Gold STS Mirror Etching (SE1673)
Hall Button	HIP-DB64

Note

1. Colors printed in this catalog may appear different from actual colors.
2. For 680 kg models and smaller, the central wall pattern on the inner surface of side panels may be omitted due to the division line between the 2 panels.
3. For 800 kg models and smaller, swing-type operating panels may not fit due to the narrow width of the front wall.
4. Please refer to ceiling options for emergency elevators.

LUXEN I DESIGN COLLECTION

SLD-05

CAGE DESIGN

Ceiling	CD219A/SUB Ceiling (Painted Steel P022), Ceiling Plate (Painted Steel P022)
Left Side	TI-Rose STS Hairline/TI-Rose STS Mirror
Right Side	TI-Rose STS Hairline/TI-Rose STS Mirror
Rear Side	TI-Rose STS Mirror Etching (SE2306)
Front Side	TI-Rose STS Mirror
Handrail	1C/TI-Rose STS Mirror/Left&Right Sides
Car Door	TI-Rose STS Mirror
Car Operating Panel	OPP-LT264SW
Indicator	PI-L210
Flooring	Marble By Others

200U TYPE 100 TYPE 50 TYPE

ENTRANCE

200U TYPE

Jamb	TI-Rose STS Hairline/200U Type
Transom Panel	TI-Rose STS Hairline
Door	TI-Rose STS Hairline Etching (SE2306)
Hall Button	HPB-864/STS Hairline
Indicator	PI-D110

100 TYPE

Jamb	TI-Rose STS Hairline/100 Type
Door	TI-Rose STS Hairline Etching (SE2306)
Hall Button	HIP-D864/STS Hairline

50 TYPE

Jamb	TI-Rose STS Hairline/50 Type
Door	TI-Rose STS Hairline Etching (SE2306)
Hall Button	HIP-D864/STS Hairline

Note
1. Colors printed in this catalog may appear different from actual colors.
2. For 680 kg models and smaller, the central wall pattern on the inner surface of side panels may be omitted due to the division line between the 2 panels.
3. For 800 kg models and smaller, swing-type operating panels may not fit due to the narrow width of the front wall.
4. Please refer to ceiling options for emergency elevators.

LUXEN I DESIGN COLLECTION

SLD-06

CAGE DESIGN

Ceiling	CD199A/Aluminium (Silver), PC ABS, LED Lighthing
Left Side	STS Mirror
Right Side	STS Mirror
Rear Side	Bead Blast Stainless Steel/ STS Mirror Trimmed
Front Side	Bead Blast Stainless Steel
Handrail	1C/STS Mirror/Left&Right Sides
Car Door	Bead Blast Stainless Steel
Car Operating Panel	OPP-N564/STS Hairline
Indicator	PI-D700
Flooring	Marble By Others

200U TYPE 100 TYPE 50 TYPE

ENTRANCE

200U TYPE

Jamb	Bead Blast Stainless Steel/200U Type
Transom Panel	Bead Blast Stainless Steel
Door	Bead Blast Stainless Steel
Hall Button	HPB-A64
Indicator	PI-D700

100 TYPE

Jamb	Bead Blast Stainless Steel/100 Type
Door	Bead Blast Stainless Steel
Hall Button	HIP-DA64

50 TYPE

Jamb	Bead Blast Stainless Steel/50 Type
Door	Bead Blast Stainless Steel
Hall Button	HIP-DA64

Note
1. Colors printed in this catalog may appear different from actual colors.
2. For 680 kg models and smaller, the central wall pattern on the inner surface of side panels may be omitted due to the division line between the 2 panels.
3. For 800 kg models and smaller, swing-type operating panels may not fit due to the narrow width of the front wall.
4. Please refer to ceiling options for emergency elevators.

LUXEN I DESIGN COLLECTION

SLD-08

CAGE DESIGN

Ceiling	CD299B/SUB Ceiling(Painted Steel P025) Ceiling Plate(Painted Steel P025)
Left Side	TI-Black STS Mirror Etching (SE2310)/ TI-Black STS Mirror
Right Side	TI-Black STS Mirror Etching (SE2310)/ TI-Black STS Mirror
Rear Side	TI-Black STS Mirror Etching (SE2310)/ TI-Black STS Hairline
Front Side	TI-Black STS Hairline
Handrail	1C/TI-Black STS Mirror/Left&Right Sides
Car Door	TI-Black STS Hairline
Car Operating Panel	OPP-L564/TI-Black STS Hairline
Flooring	PVC/FH-02

200U TYPE 100 TYPE 50 TYPE

ENTRANCE

200U TYPE

Jamb	TI-Black STS Hairline/200U Type
Transom Panel	TI-Black STS Hairline
Door	TI-Black STS Hairline Etching (SE2310)
Hall Button	HPB-864/STS Hairline
Indicator	Pi-D110

100 TYPE

Jamb	TI-Black STS Hairline/100 Type
Door	TI-Black STS Hairline
Hall Button	HIP-D864/STS Hairline

50 TYPE

Jamb	TI-Black STS Hairline/50 Type
Door	TI-Black STS Hairline
Hall Button	HIP-D864/STS Hairline

Note
1. Colors printed in this catalog may appear different from actual colors.
2. For 680 kg models and smaller, the central wall pattern on the inner surface of side panels may be omitted due to the division line between the 2 panels.
3. For 800 kg models and smaller, swing-type operating panels may not fit due to the narrow width of the front wall.
4. Please refer to ceiling options for emergency elevators.

LUXEN I DESIGN COLLECTION

SLX-01

CAGE DESIGN

Ceiling	CD451B/SUB Ceiling (Painted Steel P022), Ceiling Plate (Painted Steel P022)
Left Side	STS Hairline
Right Side	STS Hairline
Rear Side	STS Hairline Etching (SE1590)/STS Mirror Etching (SE1590)
Front Side	STS Hairline
Column	STS Mirror
Handrail	STS Hairline 1Pipe (1C)/Left&Right Sides
Car Door	STS Hairline
Car Operating Panel	OPP-D564/STS Hairline
Flooring	PVC/DTE6026, DTE2257

200U TYPE 100 TYPE 50 TYPE

ENTRANCE

200U TYPE

Jamb	STS Hairline/200U Type
Transom Panel	STS Hairline
Door	STS Hairline Etching (SE2302)
Hall Button	HPB-864/STS Hairline
Indicator	PI-D110

100 TYPE

Jamb	STS Hairline/100 Type
Door	STS Hairline Etching (SE2302)
Hall Button	HIP-D864/STS Hairline

50 TYPE

Jamb	STS Hairline/50 Type
Door	STS Hairline Etching (SE2302)
Hall Button	HIP-D864/STS Hairline

Note
1. Colors printed in this catalog may appear different from actual colors.
2. For 680 kg models and smaller, the central wall pattern on the inner surface of side panels may be omitted due to the division line between the 2 panels.
3. For 800 kg models and smaller, the operating panel may need to be installed on the side walls due to the narrow width of the front wall.

LUXEN I DESIGN COLLECTION

SLX-02

CAGE DESIGN

Ceiling	CD199A/Aluminium (Silver), PC ABS, LED Lighting, Ceiling Plate (Painted Steel P021)
Left Side	STS Hairline, STS Hairline Etching (SE2312), STS Mirror Trimmed
Right Side	STS Hairline, STS Hairline Etching (SE2312), STS Mirror Trimmed
Rear Side	STS Hairline, STS Hairline Etching (SE2312), STS Mirror Trimmed
Front Side	STS Hairline
Handrail	STS Hairline 1Pipe(1C)/Three Sides
Car Door	STS Hairline Etching (SE2312)
Car Operating Panel	OPP-N364/STS Hairline
Indicator	PI-D700
Flooring	PVC/DTE2126



200U TYPE **100 TYPE** **50 TYPE**

ENTRANCE

200U TYPE

Jamb	STS Hairline/200U Type
Transom Panel	STS Hairline
Door	STS Hairline Etching (SE2312)
Hall Button	HPB-A64
Indicator	PI-D700

100 TYPE

Jamb	STS Hairline/100 Type
Door	STS Hairline Etching (SE2312)
Hall Button	HIP-DA64

50 TYPE

Jamb	STS Hairline/50 Type
Door	STS Hairline Etching (SE2312)
Hall Button	HIP-DA64

Note
1. Colors printed in this catalog may appear different from actual colors.
2. For 680 kg models and smaller, the central wall pattern on the inner surface of side panels may be omitted due to the division line between the 2 panels.
3. For 800 kg models and smaller, the operating panel may need to be installed on the side walls due to the narrow width of the front wall.

LUXEN I DESIGN COLLECTION

SLE-01

CAGE DESIGN

Ceiling	CD199B/STS Hairline, LED Bar Type Module (P022), Ceiling Plate (Painted Steel P021)
Left Side	STS Hairline/STS Hairline Etching (SE2303)
Right Side	STS Hairline/STS Hairline Etching (SE2303)
Rear Side	STS Hairline/STS Hairline Etching (SE2303)
Front Side	STS Hairline
Handrail	STS Hairline 1Pipe(1C)/Three Sides
Car Door	STS Hairline Etching (SE2303)
Car Operating Panel	OPP-N564/STS Hairline
Indicator	PI-D110
Flooring	PVC/DTE2246,DTE2251

200U TYPE **100 TYPE** **50 TYPE**

ENTRANCE

200U TYPE

Jamb	STS Hairline/200U Type
Transom Panel	STS Hairline
Door	STS Hairline Etching (SE2303)
Hall Button	HPB-221/STS Hairline
Indicator	PI-D110

100 TYPE

Jamb	STS Hairline/100 Type
Door	STS Hairline Etching (SE2303)
Hall Button	HIP-D221/STS Hairline

50 TYPE

Jamb	STS Hairline/50 Type
Door	STS Hairline Etching (SE2303)
Hall Button	HIP-D221/STS Hairline

Note
1. Colors printed in this catalog may appear different from actual colors.
2. For 680 kg models and smaller, the central wall pattern on the inner surface of side panels may be omitted due to the division line between the 2 panels.
3. Please refer to ceiling options for emergency elevators.

LUXEN I DESIGN COLLECTION

SLE-02

CAGE DESIGN

Ceiling	CD191A/STS Hairline, LED Bar Type Module (P022), Ceiling Plate (Painted Steel P024)
Left Side	STS Hairline, STS Hairline Etching (SE2311)
Right Side	STS Hairline, STS Hairline Etching (SE2311)
Rear Side	STS Hairline, STS Hairline Etching (SE2311)
Front Side	STS Hairline
Handrail	STS Hairline 1Pipe(1C)/Three Sides
Car Door	STS Hairline Etching (SE2311)
Car Operating Panel	OPP-N564/STS Hairline
Indicator	PI-D600
Flooring	PVC/DTE2125,DTE2126

200U TYPE 100 TYPE 50 TYPE

ENTRANCE

200U TYPE

Jamb	STS Hairline/200U Type
Transom Panel	STS Hairline
Door	STS Hairline Etching (SE2311)
Hall Button	HPB-221/STS Hairline
Indicator	PI-D600

100 TYPE

Jamb	STS Hairline/100 Type
Door	STS Hairline Etching (SE2311)
Hall Button	HIP-D221/STS Hairline

50 TYPE

Jamb	STS Hairline/50 Type
Door	STS Hairline Etching (SE2311)
Hall Button	HIP-D221/STS Hairline

Note
1. Colors printed in this catalog may appear different from actual colors.
2. For 680 kg models and smaller, the central wall pattern on the inner surface of side panels may be omitted due to the division line between the 2 panels.
3. Please refer to ceiling options for emergency elevators.

LUXEN I DESIGN COLLECTION

SLE-03

CAGE DESIGN

Ceiling	CD198A/LED Light/Ceiling Plate (Painted Steel P021)
Left Side	STS Hairline/STS Mirror Etching(SE1168)
Right Side	STS Hairline/STS Mirror Etching(SE1168)
Rear Side	STS Hairline
Front Side	STS Hairline
Column	STS Mirror
Handrail	1R/STS Hairline/Rear Side
Car Door	STS Hairline
Car Operating Panel	OPP-N564/STS Hairline
Indicator	PI-D700
Flooring	PVC/DTE6025, DTM7201

200U TYPE 100 TYPE 50 TYPE

ENTRANCE

200U TYPE

Jamb	STS Hairline/200U Type
Transom Panel	STS Hairline
Door	STS Hairline Etching (SE1168)
Hall Button	HPB-864/STS Hairline
Indicator	PI-D700

100 TYPE

Jamb	STS Hairline/100 Type
Door	STS Hairline Etching (SE1168)
Hall Button	HIP-D864/STS Hairline

50 TYPE

Jamb	STS Hairline/50 Type
Door	STS Hairline Etching (SE1168)
Hall Button	HIP-D864/STS Hairline

Note
1. Colors printed in this catalog may appear different from actual colors.
2. For 680 kg models and smaller, the central wall pattern on the inner surface of side panels may be omitted due to the division line between the 2 panels.

FIXTURES DESIGN

CAR OPERATING PANEL

D: DOT TYPE / **L:** LCD TYPE

Deluxe

OPP-N280A OPP-D280A



OPP-N266A (Korea) OPP-D266A (Korea)

OPP-N264W-N

OPP-N282W-N

OPP-N266W (Korea)

D: DOT TYPE / **L:** LCD TYPE

Standard



OPP-N564 OPP-D564 OPP-L564



OPP-N582 OPP-D582 OPP-L582

OPP-N364

BUTTON

* The surfaces of 66 type buttons are convex.
80 type buttons are applicable to NON-CODE only

Deluxe

66 TYPE (Korea)
*with sensor



80 TYPE (Korea)
*with sensor

* The surface of 21 type button is concave.
The surface of 64 button is convex.
82 tpye button is applicable to NON-CODE only

Standard

21 TYPE

64 TYPE

82 TYPE

FIXTURES DESIGN

HALL BUTTON

D: DOT TYPE / **L:** LCD TYPE

Deluxe

Box type

HIP-LT264C

HIP-LT264CW

Boxless type

HIP-LC64

HIP-LC64W

D: DOT TYPE / **L:** LCD TYPE

Standard

Box type

HPB-264 / HIP-D264

Boxless type

HPB-B64 / HIP-DB64

HPB-A64 / HIP-DA64

HPB-621 / HIP-D621

HPB-821 / HIP-D821

HIP-DA64W

INDICATOR

D: DOT TYPE / **L:** LCD TYPE

Deluxe

Box type

PI-L210

Applicable center open only (JJ=700, 800, 900, 1000, 1100, 1200)

* Only for car inside

Standard

Box type

PI-D110 / PI-D310

PI-D600 / PI-D610

PI-D800

Boxless type

PI-D700

PI-L700 (Korea)

HALL LANTERN

Box type

HLS-640

HLS-770

Boxless type

HLS-790

FIXTURES DESIGN

CEILING

Deluxe

CD299B
CA>1300, CB>850, No safety window

CD245AS
CA>1050, CB>1050

CD253A
1200<CA<3300, 850<CB<3300

Standard

CD191A
without safety window CA>1000, CB>850
with safety window CA>1100, CB>1250

CD198A
CA>1100&CB>1000, No safety window

CD199A
without safety window CA>1100, CB>850
with safety window CA>1100, CB>1100

CD199B
without safety window CA>1000, CB>850
with safety window CA>1100, CB>1250

CD219A
1200<CA<3300, 850<CB<3300

CD451B
No safety window

* Colors printed in this catalog may appear different from actual colors.
* Ceilings without the "Emergency Function" label cannot be used for emergencies.

ETCHING PATTERN

* Etching patterns in this catalog are 1/3 of the actual size.
* Relief / Engraving of etched parts

SE1168

SE1169

SE1172

SE1591

SE2302

SE2303



SE2304

SE2305

SE2306

SE2307

SE2308

SE2309

SE2310



SE2311

SE2312

PAINTED STEEL

* Colors printed in this catalog may appear different from actual colors.
* P020, P021, P024 and P025 are metallic colors and may appear different from the actual colors.

P003

P017

P019

P020
(Metallic Gold)

P021
(Metallic Silver)

P022

P024
(Metallic)

P025
(Metallic)



P032

P033

P034

P035

FIXTURES DESIGN

FLOOR

* Colors printed in this catalog may appear different from actual colors.

PVC

FP-08

DTE2246

TN2601C

DTE2126


DTF5311

TN2233C

TN2233C, DTF5311

FH-12

HANDRAIL

* Colors printed in this catalog may appear different from actual colors.
* FA-type handrails are not available in elevators for the handicapped.

FA
CA<2300 or CB<2300

HR-01A
CA<2300 or CB<2300


1C
CA<2300 or CB<2300

2R
CA<2300 or CB<2300

HR-01B
CA<2300 or CB<2300

HR-01W
CA<2300 or CB<2300

Standard & Optional Features

Feature	Description	Standard	Optional
Simplex Selective Collective Operation	Operation is carried out completely automatically when a call is registered.	◆	
Car Door Safety Edge with Single Side	A safety edge that runs down the full height of the door causes the door to reopen when it detects a person or obstacle while closing.	◆	
Automatic Car Light & Fan Turn-off	Car illumination and fan are turned off automatically when the car is idle to save energy.	◆	
Landing Door Interlock Switch	A switch integrated into the door operator prevents the car from moving when the doors are open. It locks doors completely while the car is operating to impede the opening of doors from the outside.	◆	
Interphone (Intercom)	An interphone system provides emergency communication between passengers in the car and personnel in the machine room, maintenance room, or security office.	◆	
Overload Holding Stop	A buzzer sounds and the car does not operate when passenger load exceeds maximum capacity. The buzzer stops, doors close, and the elevator starts to operate when passengers get off and weight is brought below the limit.	◆	
Safety Drive Operation	If a car stops between floors during normal operation and the safety device does not work, the car will automatically move to the nearest floor at a low speed, open its doors, and allow passengers to get off.	◆	
Parking Operation	Elevators can be automatically parked at a predetermined floor with doors closed and lights and ventilation turned off.		◆
Multi-beam Device for Car Doors	Multi-beams from the top to the bottom of the door detect obstructions and force the door to remain open or to reopen before it hits the obstruction.		◆
Anti-nuisance Operation	When there is a significantly larger number of calls registered than the number of passengers, the elevator prevents unnecessary operation by canceling all calls entered after it arrives at the nearest floor.		◆
Emergency Fire Operation	Cars return to a predetermined floor in the event of fire to help evacuate passengers safely.		◆
Voice Synthesizer	A voice synthesizer directs passengers with audible operational information, such as car direction, floor landed, and emergency alerts.		◆
Self-generated Power Operation	Power is supplied from the building's power generator and elevators operate under emergency power mode during power outages.		◆
Emergency Fireman's Service	Firemen can use elevators parked at a specific floor to support fire-fighting operations in the event of a fire.		◆
ELD (Emergency Landing Device)	Elevators are sent to the nearest floor using power from a rechargeable battery when power outages occur and there is no emergency power in order to prevent trapping passengers.		◆
Attendant Operation	The elevator's operating mode can be switched from its regular automatic mode to manual mode using the attendant's switch on the COP.		◆
Emergency Earthquake Operation	An earthquake sensor detects tremors and forces the elevator to stop at the nearest floor with its door fully open, preventing further operation.		◆

▲ **Notes:** For more information on the operation and additional service functions, please contact Hyundai Elevator.

Machine Room Above Gearless Type (Single Wrap)

Hyundai Elevator's top technicians design spaces that maximize satisfaction

SECTION/HOISTWAY

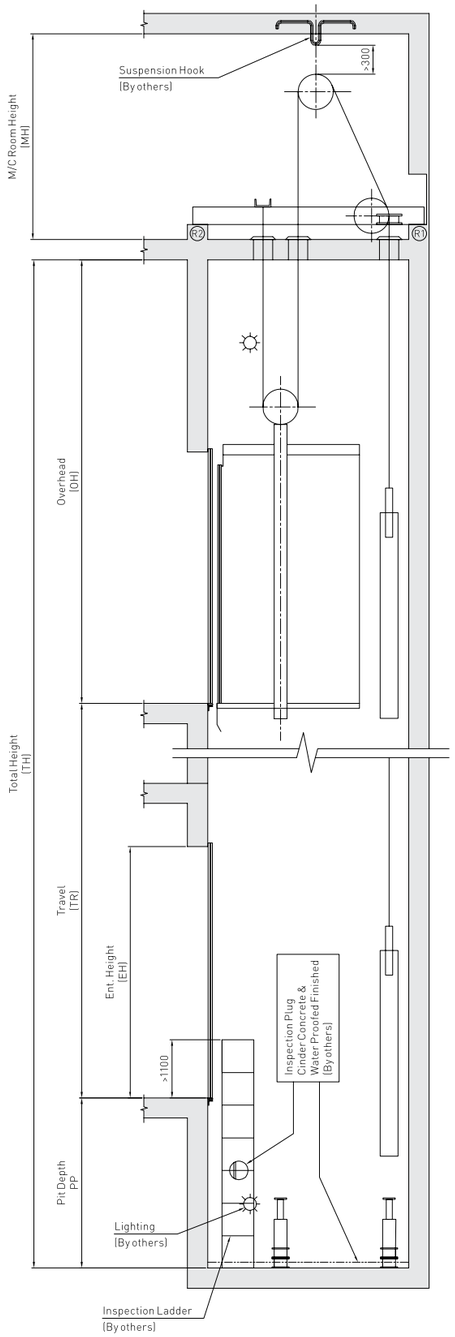

SECTION/MACHINE ROOM

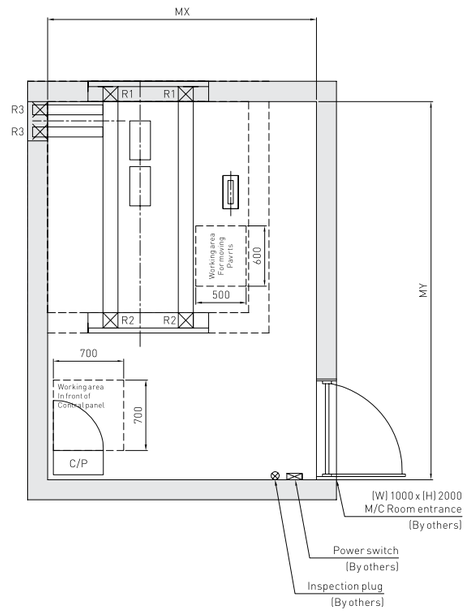

PLAN OF HOISTWAY

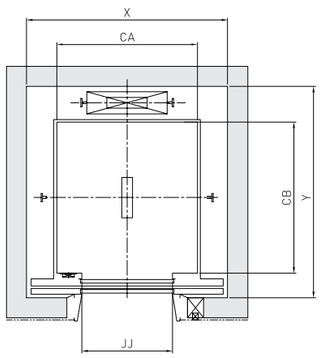

Machine Room Above Gearless Type (Single Wrap)

(Unit: mm)

Capacity		Speed (m/sec)	Opening Type	Door Width (mm)	Car Insize (mm)	Hoistway Size (mm)	Machine Room Size (mm)	M/C Room Reaction (kN)			Pit Reaction (kN)	
Persons	kg			JJ	CA x CB	X x Y	MX x MY	R1	R2	R3	CAR	CWT
6	450	1.0	1SCO	800	1400 x 850	1800 x 1450	2400 x 3450	29	44	11	53	44
		1.5										
		1.75										
7	550	1.0	1SCO	800	1400 x 1030	1800 x 1650	2400 x 3650	32	48	12	59	48
		1.5										
		1.75										
8	630	1.0	1SCO	800	1400 x 1100	1800 x 1700	2400 x 3700	34	51	13	63	50
		1.5										
		1.75										
9	680	1.0	1SCO	800	1400 x 1250	1800 x 1860	2400 x 3860	56	33	6	64	50
		1.5						58	34	6.4		
		1.75						60	36	6.8		
10	800	1.0	1SCO	800	1400 x 1350	1800 x 1970	2400 x 3970	60	36	6.9	70	53
		1.5						61	37	7.3		
		1.75						62	38	7.7		
		2.0				1850 x 2000	2450 x 4000	62	38	7.7	83	66
12	900	1.0	1SCO	900	1600 x 1350	2000 x 1970	2600 x 3970	68	40	6.4	77	58
		1.5						69	41	6.8		
		1.75						70	42	7.2		
		2.0				2050 x 2000	2650 x 4000	75	47	10.2	88	71
13	1000	1.0	1SCO	900	1600 x 1500	2000 x 2120	2600 x 4120	48	44	6.6	83	62
		1.5						69	45	7		
		1.75						70	46	7.4		
		2.0				2050 x 2150	2650 x 4150	75	50	10.4	94	74

▲ **Note:**
1. Above dimensions are based on center opening doors. For applicable dimensions with side opening doors, consult Hyundai.
2. For applicable dimensions with double opening doors, consult Hyundai.
3. Above dimensions are based on EN81-20/50. For applicable dimensions, consult Hyundai.

Overhead & Pit Depth

(Unit: mm)

Speed (m/sec)	Capacity (kg)	Overhead(OH) Fence Height=1100	Pit (PIT)	M/C Room Height (MH)
1.0	450~900	4250	1400	2200
1.5		4400	1500	2200
1.75		4500	1550	2200
2.0	800~900	4600	1700	2200
1.0	1000	4400	1400	2200
1.5		4500	1500	2200
1.75		4600	1550	2200
2.0		4600	1700	2200

Machine Room Above Gearless Type (Double Wrap)

Hyundai Elevator's top technicians design spaces that maximize satisfaction

SECTION/HOISTWAY

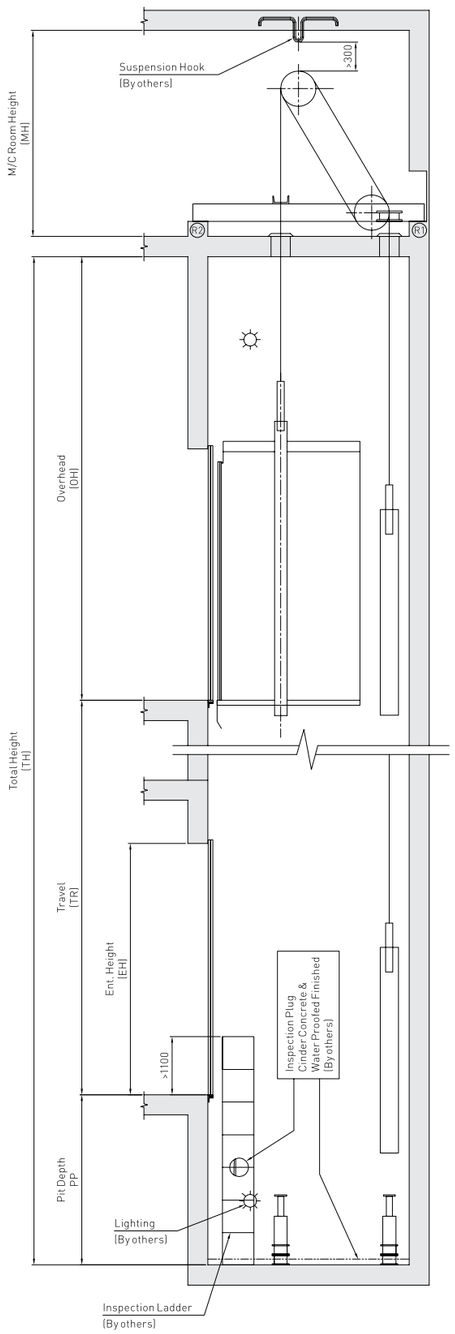

SECTION/MACHINE ROOM

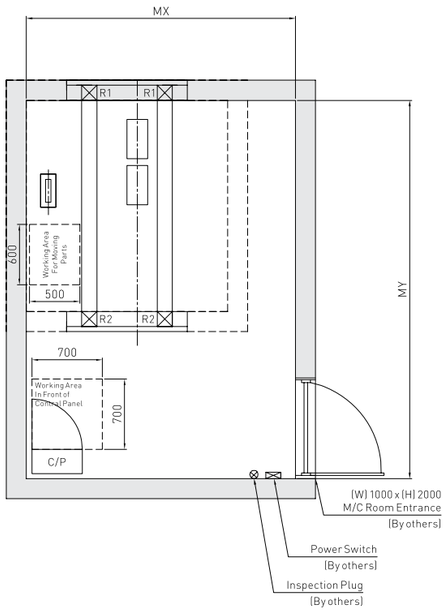

PLAN OF HOISTWAY

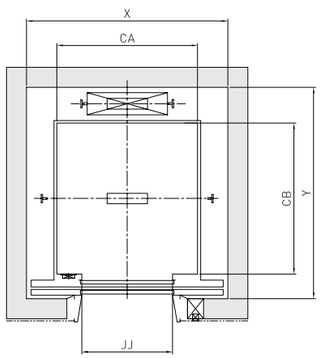

Machine Room Above Gearless Type (Double Wrap)

(Unit: mm)

Capacity		Speed (m/sec)	Opening Type	Door Width (mm)	Car Insize (mm)	Hoistway Size (mm)	Machine Room Size (mm)	M/C Room Reaction (kN)		Pit Reaction (kN)	
Persons	kg			JJ	CA x CB	X x Y	MX x MY	R1	R2	CAR	CWT
8	630	1.0	1SCO	800	1400 x 1100	1800 x 1750	2400 x 3750	41	24.5	62	49
		1.5									
9	680	1.0	1SCO	800	1400 x 1250	1800 x 1900	2400 x 3900	42	27	65	51.5
		1.5									
		1.75									
10	800	1.0	1SCO	800	1400 x 1350	1800 x 2000	2400 x 4000	45.5	28	71	55
		1.5									
		1.75									
		2				1900 x 2050	2500 x 4050	115	65	120	90
		2.5				1950 x 2050	2550 x 4050				
12	900	1.0	1SCO	900	1600 x 1350	2050 x 2000	2650 x 4000	51	37.5	78.5	60.5
		1.5									
		1.75									
		2				2100 x 2050	2700 x 4050	120.3	66.3	125	95
		2.5				2150 x 2050	2750 x 4050				
13	1000	1.0	1SCO	900	1600 x 1500	2050 x 2200	2650 x 4200	54.5	43	84	64
		1.5									
		1.75									
		2				2100 x 2200	2700 x 4200	128.1	69.5	135	100
		2.5				2150 x 2200	2750 x 4200				
15	1150	1.0	1SCO	1000	1800 x 1500	2350 x 2250	2950 x 4250	66	51	109	86
		1.5									
		1.75									
		2				2400 x 2280	3000 x 4280	130.8	71.3	150	115
		2.5				2400 x 2280	3000 x 4280				
18	1350	1.0	1SCO	1000	1800 x 1700	2350 x 2450	2950 x 4450	78	60	119	92
		1.5									
		1.75									
		2				2400 x 2480	3000 x 4480	143.6	76.5	160	125
		2.5				2400 x 2480	3000 x 4480				
21	1600	1.0	1SCO	1100	2000 x 1750	2550 x 2500	3150 x 4500	85	68	132.5	100.5
		1.5									
		1.75									
		2				2600 x 2530	3200 x 4530	150.9	80.8	170	135
		2.5				2600 x 2530	3200 x 4530				
24	1800	1.0	1SCO	1200	2100 x 1800	2650 x 2500	3250 x 4500	95.5	76.5	152	116
		1.5									
		1.75									
26	2000	1.0	1SCO	1200	2100 x 1900	2650 x 2600	3250 x 4600	106	85	170	130
		1.5									
		1.75									

▲ **Notes:**
1. Above dimensions are based on center opening doors. For applicable dimensions with side opening doors, consult Hyundai.
2. For applicable dimensions with double opening doors, consult Hyundai.
3. Above dimensions are based on EN81-20/50. For applicable dimensions, consult Hyundai.

Overhead & Pit Depth

(Unit: mm)

Speed (m/sec)	Capacity (kg)	Overhead(OH) Fence Height=1100	Pit (PIT)	M/C Room Height (MH)
1.0	630~1000	4350	1300	2200
1.5		4500	1400	2200
1.75		4600	1400	2200
1.0	1150~2000	4350	1400	2400
1.5		4500	1500	2400
1.75		4550	1500	2400
2	800~1600	4650	1550	2400
2.5		4900	1900	2400

Entrance Layouts

Taking into consideration space utility and passenger comfort to optimize entrace layouts

Entrance

Structural opening of entrance

In case of boxless type

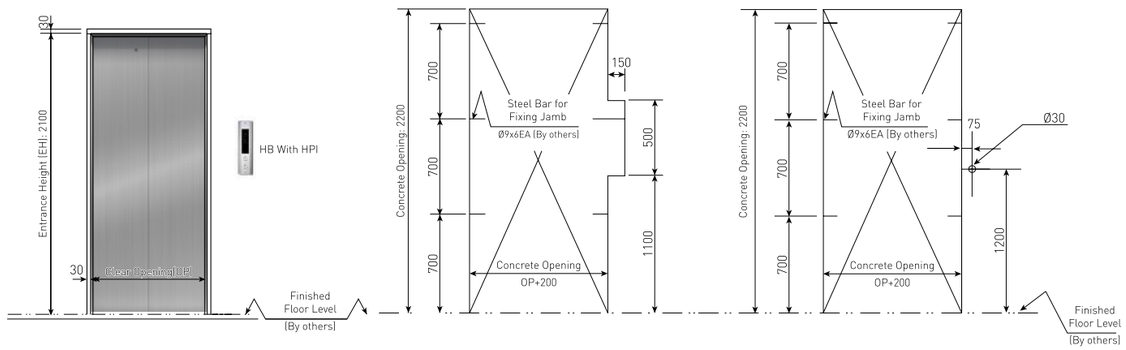

E050 TYPE (basic)

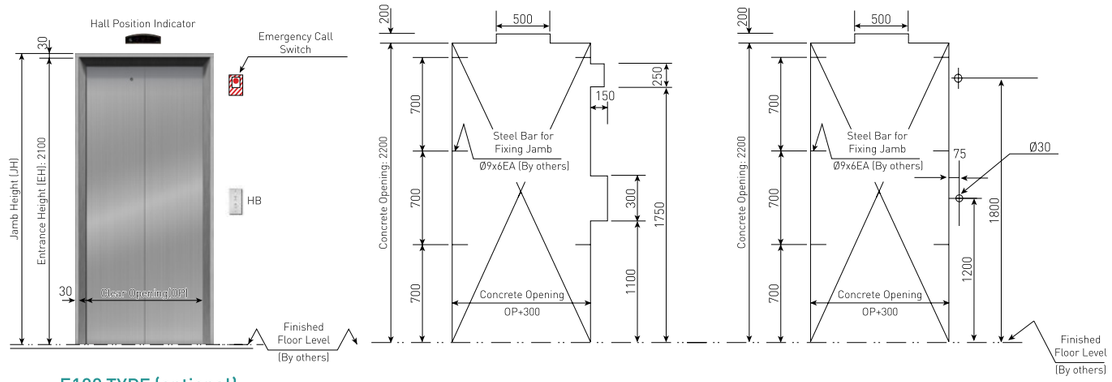

E100 TYPE (optional)

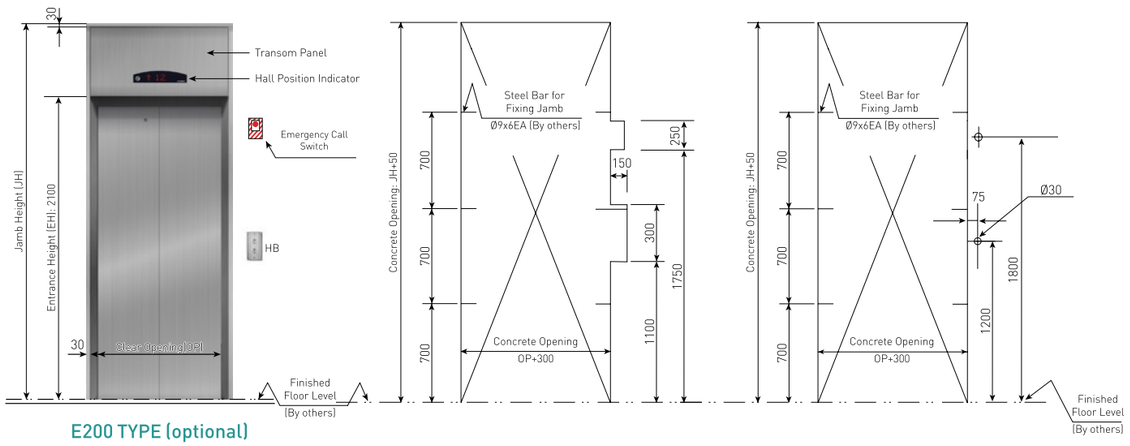

E200 TYPE (optional)

Plan of Entrance

Building Structure (By others) | Wall and Floor Finishing (By others)

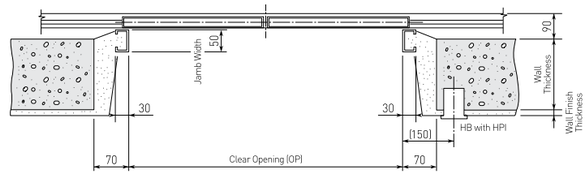

E050 TYPE

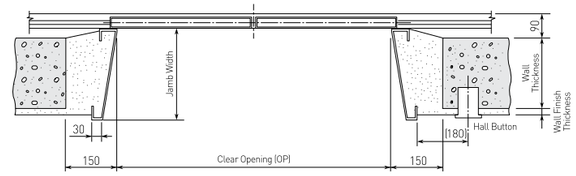

E100, E200 TYPE

Section of Entrance

Building Structure (By others) | Wall and Floor Finishing (By others)

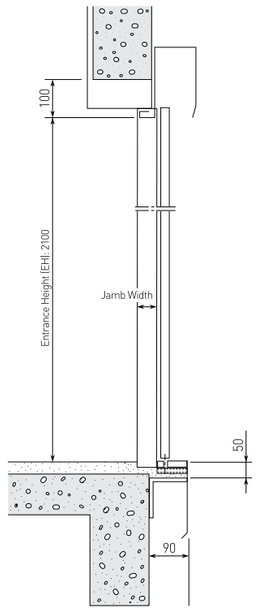

E050 TYPE

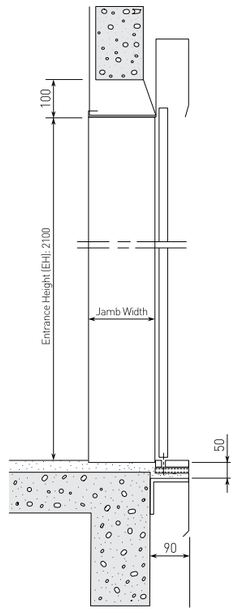

E100 TYPE

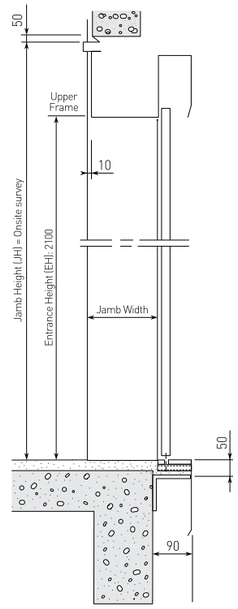

E200 TYPE

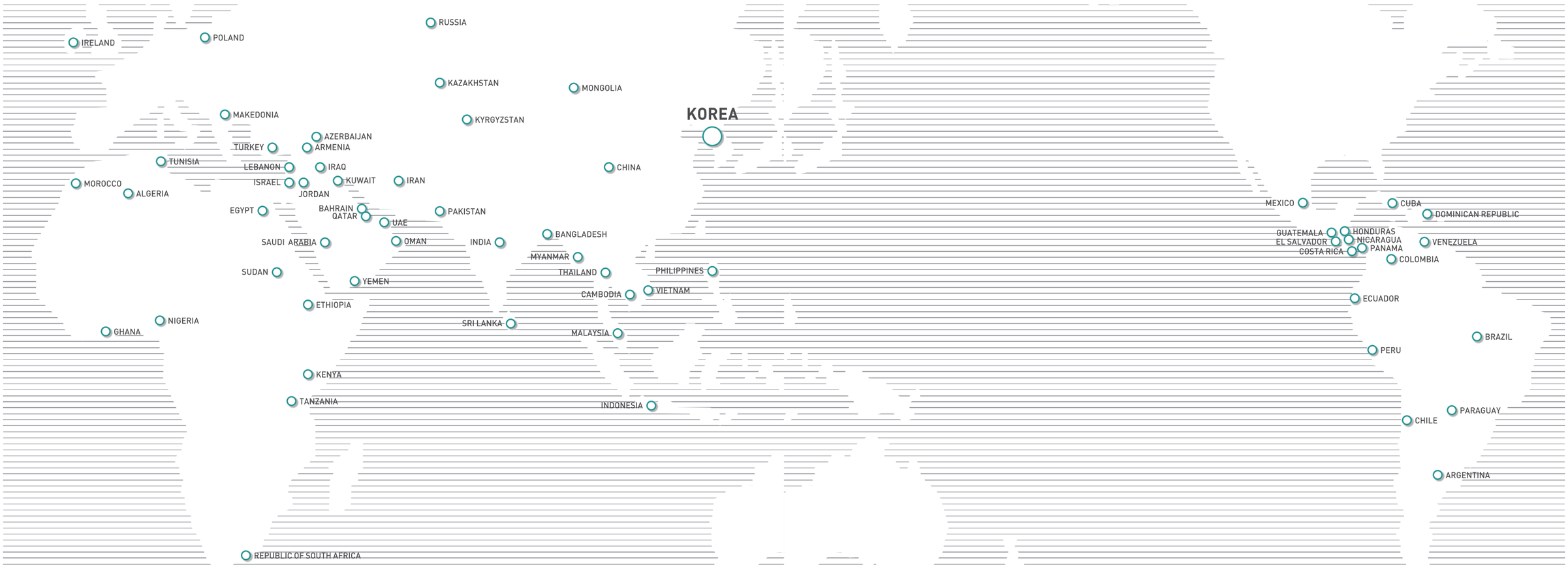

GLOBAL SALES & SERVICE NETWORK

AFRICA

ALGERIA
T 213-23485047
E sales@ee-e.co

EGYPT
T 20-1-066628331
E overseas@iet-hyundaielevator.com

ETHIOPIA
T 251-911-503-000
E ieethiopia1@gmail.com

GHANA
T 233-243-822-222
E tawayda@ofcom-technologies.com

KENYA
T 254-722-667984
E pslyall@skymaxenterprise.com

MOROCCO
T 212-05-2249-0485
E m.ellouze@hyundai-ascenseurs.com

NIGERIA
T 234-803-7352222
E nicolas@orionelevators.com

REPUBLIC OF SOUTH AFRICA
T 27-10-035-3441
E info@munaca.co.za

SUDAN
T 249-912-392-468
E waleed.dafo@danfodio.sd

TANZANIA
T 255-754-281-580
E Jagacojerry2013@gmail.com

TUNISIA
T 216-71-886-980
E ideal.commercial@gmail.com

ASIA

BANGLADESH
T 88-017-13209212
E zahid@edgeworksbd.com

CAMBODIA
T 855-23-888-399
E project@ggear.com.kh

CHINA
[Head Office(Factory)]
T 86-21-6485-8600
E 2017407@hdel.co.kr

INDIA
T 91-20-3250-2190
E sdeshmukh@kinetic-hyundai.com

INDONESIA
[Service]
T 62-21-3511-355
E marketing@helin.co.id
[New Equipment]
T 62-21-631-8444
E sugiono_nusalim@yahoo.com

MALAYSIA
T 603-7932-1326
E ku.lee@hdel.co.kr

MONGOLIA
T 976-8908-3031
E gereltsetseg.n@hyundai-elevator.mn

MYANMAR
T 951-2305336~37
E info@intergral-ltd.com

PAKISTAN
T 92-21-3432-0601~5
E iitcpk@gmail.com

PHILIPPINES
T 632-716-0905
E sales@hyundaielevator.ph

SRI LANKA
T 94-11-2629208
E wasanthaa@abansgroup.com

THAILAND
T 66-2348-8163
E chaichanr@loxley.co.th

VIETNAM
T 84-913-927-601
E sb.park@hdel.co.kr

EUROPE & CIS

ARMENIA
T 374-60-50-90-70
E lh@fd-motors.am

AZERBAIJAN
T 994-12-555-1744~46
E office@astexnika.com

IRELAND
T 353-1627-0006
E SKennelly@iLift.ie

KAZAKHSTAN
T 7-717-245-69-49
E dmitriyo@gmail.com

KYRGYZSTAN
T 996-312-474205
E sales@hyundailift.kg

MAKEDONIA
T 90-538-097-5451
E kb.yum@hdel.co.kr

POLAND
T 48-61-820-85-51
E maciej.dziurkiewicz@omilifts.com

TURKEY
T 90-538-097-5451
E kb.yum@hdel.co.kr

RUSSIA
[Moscow]
T 7-495-668-07-15
E msk@dvc.ru
[Vladi]
T 7-423-220-51-16
E hyundai@dvc.ru

MIDDLE EAST

BAHRAIN
T 973-17-702-468
E elevators@nassgroup.com

IRAN
T 98-21-8869-8727~35
E jafari_hyundai2015@yahoo.com

IRAQ
T 964-790-133-6499
E arjoon_co@yahoo.com

ISRAEL
T 972-3-9630000
E Igorv@ledico.com

JORDAN
T 962-79-5526-713
E maadbseiso55@gmail.com

KUWAIT
T 965-2245-7925
E info@dealgtc.com

LEBANON
T 961-1-877-606
E info@ee-e.co, joseph@ee-e.co

OMAN
T 968-9936-9663
E techno.hyundai@gmail.com

QATAR
T 974-4436-6689, 974-4427-9565
E info@ietg-hyundaielevator.com

SAUDI ARABIA
T 966-58-325-4754
E ansar@escco.com.sa

UAE
T 971-4-294-4475
E dubai@bhnoe-hyundai.com

YEMEN
T 967-1-450556
E hyundai.yemen@gmail.com

NORTH/SOUTH AMERICA

ARGENTINA
T 5411-3220-2878, 5411-4488-1948
E ogueta@skylift.com.ar

BRAZIL
T 55-11-5071-0978
E james.eom@hdel.com.br

CHILE
T 56-9-225540849
E lcid@cyce.cl

COLOMBIA
T 57-4-444-9297
E sgiraldo@solucionesverticales.com.co

COSTA RICA
T 506-2291-0455
E mv.elevatec@grupomisol.com

CUBA
T 537-2042046
E mirna@neneka.co.cu

DOMINICAN REPUBLIC
T 809-566-7474
E cesar@eleva.com.do

ECUADOR
T 593-2254-2831
E hyundai@a-i.com.ec

EL SALVADOR
T 503-2260-6233
E jc.elevatec@grupomisol.com

GUATEMALA
T 502-2388-0000
E cd.elevatec@grupomisol.com

HONDURAS
T 504-2564-6150, 504-2231-3302
E jc.elevatec@grupomisol.com

MEXICO
T 52-55-5663-2019
E yurich@insertechmx.com

NICARAGUA
T 505-2223-5217
E bb.elevatec@grupomisol.com

PANAMA
[Punta del Este]
T 507-388-6610
E pthompson@elevadoresdelistmo.com
[Obarrio]
T 507-381-7422, 507-381-7427
E el.elevatec@grupomisol.com

PERU
T 51-960-121-744
E tl.elevatec@grupomisol.com

PARAGUAY
T 595-2120-1915
E egrau@inelec.com.py

VENEZUELA
T 58-212-232-8263
E ojssimon@gmail.com

HEAD OFFICE & FACTORY

2091, Gyeongchungdero, Bubal-eup, Icheon-si, Gyeonggi-do, 17366, Korea

SEOUL OFFICE (GLOBAL SALES DIV.)

5F, East Bldg., Hyundai Group Bldg., 194, Youlgok-ro, jongno-gu, Seoul, 03127, Korea

www.hyundaielevator.com