HYUNDAI ELEVATOR CO., LTD.

Head Office and Factories
2091, Gyeongchungdero, Bubal-eup, Icheon-si, Gyeonggi-do, 17366, Korea

Seoul Office
5F, East Bldg., Hyundai Group Bldg., 194, Youlgok-ro, jongno-gu, Seoul, 03127, Korea
Tel. 82_2_3670_0667 Fax. 82_2_3672_8763~4

GLOBAL SALES & SERVICE NETWORK

AFRICA

EGYPT
T. 20-1-066628331
E. overseas@iet-hyundaielevator.com

ETHIOPIA
T. 251-911-503-000
E. ieethiopia1@gmail.com

KENYA
T. 254-722-667984
E. pslyall@skymaxenterprise.com

MOROCCO
T. 212-05-2249-0485
E. m.ellouze@hyundai-ascenseurs.com

NIGERIA
T. 234-803-7352222
E. nicolas@orionelevators.com

TUNISIA
T. 216-71-886-980
E. ideal.commercial@gmail.com

ASIA

BANGLADESH
T. 88-017-13209212
E. zahid@edgeworksbd.com

CAMBODIA
T. 855-23-888-399
E. project@ggear.com.kh

CHINA
[Head Office(Factory)]
T. 86-21-6485-8600
E. 2017407@hdel.co.kr

INDIA
T. 91-99-7000-0611
E. rdmello@kinetic-hyundai.com

INDONESIA
[Service]
T. 62-21-3511-355
E. marketing@helin.co.id
[New Equipment]
T. 62-21-631-8444
E. sugiono_nusalim@yahoo.com

MALAYSIA
T. 603-7932-1326
E. ku.lee@hdel.co.kr

MONGOLIA
T. 976-8908-3031
E. munkhtuya@hyundai-elevator.mn

MYANMAR
T. 951-2305336~37
E. info@integral-ltd.com

PAKISTAN
T. 92-21-3432-0601~5
E. iitcpk@gmail.com

PHILIPPINES
T. 632-716-0905
E. sales@hyundaielevator.ph

SRI LANKA
T. 94-11-2623208
E. wasanthaa@abansgroup.com

THAILAND
T. 66-2348-8163
E. chaichanr@loxley.co.th

UZBEKISTAN
T. 998-90-910-1368
E. innesa@boinncorp.com

VIETNAM
T. 84-913-927-601
E. sb.park@hdel.co.kr

MIDDLE EAST

BAHRAIN
T. 973-17-702-468
E. elevators@nassgroup.com

IRAQ
T. 964-790-133-6499
E. arjoon_co@yahoo.com

ISRAEL
T. 972-3-9630000
E. igorv@ledico.com

JORDAN
T. 962-79-5526-713
E. maadbseiso55@gmail.com

KUWAIT
T. 965-2245-7925
E. info@dealgtc.com

OMAN
T. 968-9936-9663
E. techno.hyundai@gmail.com

QATAR
T. 974-4436-6689, 974-4427-9565
E. info@ietg-hyundaielevator.com

SAUDI ARABIA
T. 966-58-325-4754
E. ansar@escco.com.sa

UAE
T. 971-4-294-4475
E. dubai@bhnoe-hyundai.com

EUROPE & CIS

AZERBAIJAN
T. 994-12-555-1744~46
E. office@astexnika.com

KAZAKHSTAN
T. 7-717-245-69-49
E. dmitriyo@gmail.com

KYRGYZSTAN
T. 996-312-474205
E. sales@hyundailift.kg

POLAND
T. 48-61-820-85-51
E. maciej.dziurkiewicz@omilifts.com

TURKEY
T. 90-538-097-5451
E. kb.yum@hdel.co.kr

RUSSIA
[**Moscow**]
T. 7-495-668-07-15
E. msk@dvc.ru
[**Vladi**]
T. 7-423-220-51-16
E. hyundai@dvc.ru

NORTH/SOUTH AMERICA

ARGENTINA
T. 5411-3220-2878, 5411-4488-1948
E. ogueta@skylift.com.ar

BRAZIL
T. 55-11-5071-0978
E. james.eom@hdel.com.br

CHILE
T. 56-9-225540849
E. lcid@cyce.cl

COLOMBIA
T. 57-4-444-9297
E. sgiraldo@solucionesverticales.com.co

COSTA RICA
T. 506-2291-0455
E. mv.elevatec@grupomisol.com

DOMINICAN REPUBLIC
T. 809-566-7474
E. cesar@eleva.com.do

ECUADOR
T. 593-2254-2831
E. hyundai@a-i.com.ec

EL SALVADOR
T. 503-2260-6233
E. jc.elevatec@grupomisol.com

GUATEMALA
T. 502-2388-0000
E. cd.elevatec@grupomisol.com

HONDURAS
T. 504-2564-6150, 504-2231-3302
E. jc.elevatec@grupomisol.com

MEXICO
T. 52-55-5663-2019
E. yurich@insertechmx.com

NICARAGUA
T. 505-2223-5217
E. bb.elevatec@grupomisol.com

PANAMA
T. 507-381-7422, 507-381-7427
E. el.elevatec@grupomisol.com

PARAGUAY
T. 595-2120-1915
E. egrau@inelec.com.py

PERU
T. 51-960-121-744
E. tl.elevatec@grupomisol.com

VENEZUELA
T. 58-212-232-8263
E. ojssimon@gmail.com

ESCALATORS & MOVING WALKS - We reserve the right to change designs and specifications for the product development without prior notice.
Copyright © HYUNDAI ELEVATOR CO., LTD. All rights reserved. Printed in Korea.
C-EMW-E1813 / 2019. 05 / Rev.18

ESCALATORS & MOVING WALKS

HYUNDAI ELEVATOR CO., LTD.

Contents

03 — WHY HYUNDAI ELEVATOR?

04 — PRODUCT LINE-UP
ESCALATORS / MOVING WALKS

07 — LAYOUTS

08 — STRUCTURE

09 — OPTIONAL FEATURES

10 — SAFETY DEVICES

12 — BALUSTRADE DESIGNS

13 — SPECIFICATIONS

WHY **HYUNDAI ELEVATOR?**

The plans, designs, and space efficiency of its escalators and moving walks deliver greater satisfaction.

ESCALATOR **TECHNOLOGY 1**

Sophisticated Design

ESCALATOR **TECHNOLOGY 2**

Multiple Functions





ESCALATOR **TECHNOLOGY 3**

Reliability & Safety

MOVING WALK **TECHNOLOGY**

Abundant Experience

S SERIES ESCALATORS

The S Series Escalator is a conventional system with a single drive station installed at the top of the truss, allowing for a smooth and compact design that maximizes space efficiency. Appropriate for use in hotels, shopping centers, banks, office buildings, etc.



MOVING WALKS

Hyundai moving walks are available in horizontal, inclined design within 12 degree or in combined design and are widely applicable to various buildings and facilities such as supermarkets, subways and railroad stations, sports stadiums, department stores, and so on. They offer a new dimension of convenience, satisfaction and excitement for the customers and passengers.

LAYOUTS

Diverse layouts meet a wide range of constructional, functional, and efficiency needs.

SINGLE

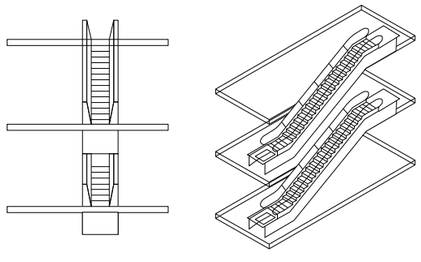

PARALLEL

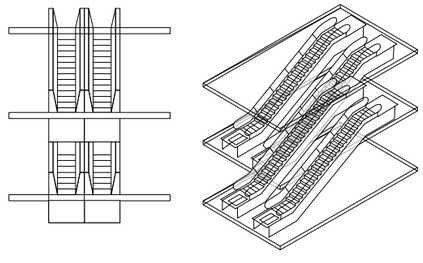

SCISSORS

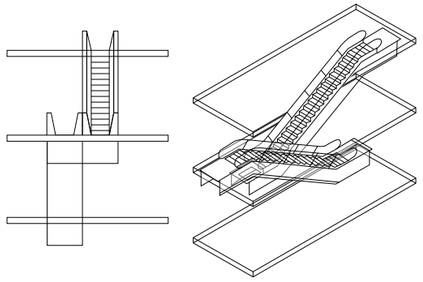

DOUBLE SCISSORS

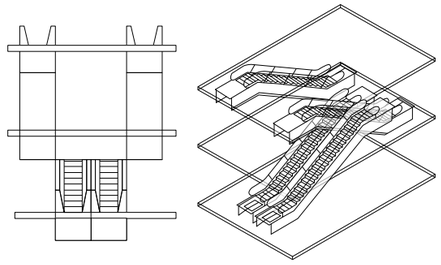

CRISSCROSS

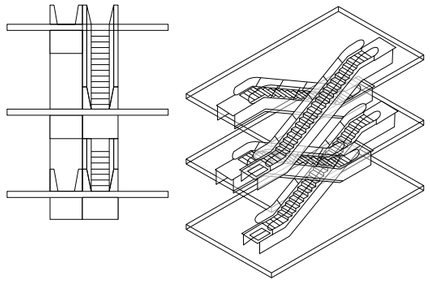

STRUCTURE

Hyundai Elevator's durable and efficient escalators and moving walks enhance users' convenience while promoting maintenance efficiency.

ESCALATOR

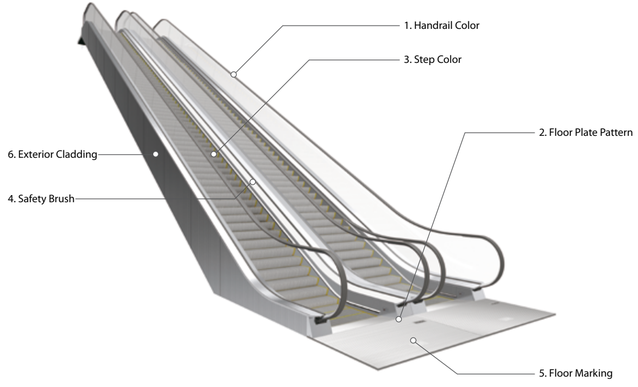

MOVING WALK

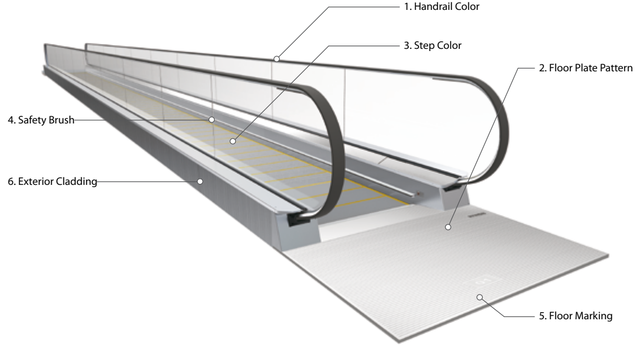

Note: Applicable prices will vary per selected optional features/designs.

SAFETY DEVICES

Quality and safety are Hyundai Elevator's top priorities.
The company complies with strict safety standards and applies its rich know-how and cutting-edge technology to ensure customers' safety.

Broken Drive Chain Switch (Optional*)

Stop the escalator/moving walk automatically, if the drive chain breaks.

Broken Step/Pallet Switch

Stop the escalator/moving walk, if the step/pallet is broken or running incorrectly.

Stopped Handrail Switch (Optional*)

Stop the escalator/moving walk automatically, if the handrail stops, slides, or breaks.

Handrail Guard Switch

Stop the escalator/moving walk automatically, if a object becomes wedged between the handrail and the handrail guard.

Automatic Operation System (Optional)

Radar sensor is able to run automatically in the direction from where the first passenger is approaching.
The radar sensor has a wide range of sensing regions and detects any movement of objects regardless of the color of the garment, so it is possible to perform accurate movements.

Fault Detection Board (Optional)

- Transferring fault data and operational information to the monitoring system
- Compatible with all PLC / MICOM systems
- Display of fault and operating information on LCD panel
- Storing fault data and operational information for 1 year
- Can connect fault data and operational information to a computer





Skirt Deflector (Optional*)

Safety brushes promote passenger safety by gently guiding passengers away from skirt.

Skirt Switch (Optional)

Stop the escalator/moving walk automatically, if a foreign object such as part of a shoe gets caught between a step/pallet and skirt.



Yellow Demarcation Line

Located on each step, these lines provide additional visual safety by guiding passengers away from edges.

Comb Plate Switch

Stop the escalator/moving walk, if a foreign object becomes wedged between the comb and steps/pallets.

Emergency Stop Button

Located on both the upper and lower landings and mounted on newel skirt or newel deck. Pressing the red button will safely stop the escalator if it's needed.

Broken Step/ Pallet Chain Switch

Stop the escalator/moving walk automatically, if the step chain stretches or breaks.

* **Optional**: If EN115 code applied, the option safety devices are mandatory.

OPTIONAL FEATURES

From design specifications to functional specifications, diverse options can be chosen according to the role and ambiance of a space, delivering great satisfaction.

HANDRAIL COLOR



Black (Standard) Red Gray Blue

FLOOR MARKING



FLOOR PLATE PATTERN



AL-203 Aluminum (Standard)
ES-203 Stainless steel

ES-205 Stainless steel

ES-207 Stainless steel

STEP COLOR



Black (Standard) Gray

AUTO START-STOP FUNCTION (RADAR SENSOR), DIRECTION INDICATOR

Direction indicator on outer deck

Direction indicator on inner deck

Direction indicator on newel deck

SKIRT DEFLECTOR

Promoting passenger safety by gently guiding passengers away from skirt.

MULTI POST



ASP - S01 ASP - A03 ASP - A02 ASP - A01

▲ Note: Samples and images depicted may differ from the actual product.

EXTERIOR CLADDING (BY OTHERS)

- Stainless Steel - Painted Steel

UNDER HANDRAIL LIGHTING



BT type can be applied

BALUSTRADE DESIGNS

The type and design of balustrade can be chosen according to the usage conditions and interior design of a building.

BT

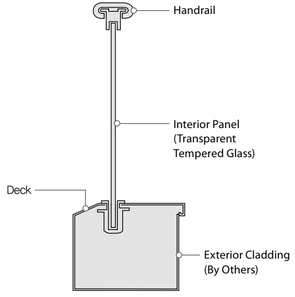

BB

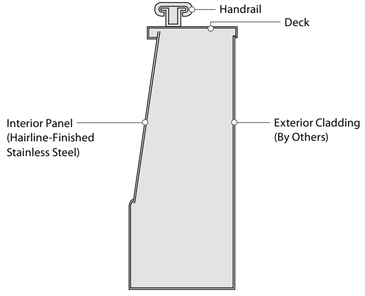

DESIGN TYPE

Type		BT	BB
Designs			
Model	S Series	○	○
	Moving Walk	○	

DESIGN SPECIFICATION

Name of Part		BT	BB
Balustrade	Interior Panel	Transparent Tempered Glass	Hairline-Finished Stainless Steel
	Deck	Hairline-Finished Stainless Steel	
	Skirt Panel	Hairline-Finished Stainless Steel	
	Handrail	Black (Optional: 9 page)	
Step	Step	Aluminum Die Casting, Hairline-Finished Stainless Steel	
	Demarcation	Yellow paint or Yellow molded safety inserts on 3 sides	
Comb		Aluminum	
Floor Plate		Aluminum or Stainless steel plate with anti-slip grooves	
Exterior Cladding		By Others	

SPECIFICATIONS

ESCALATOR

Model	S Series (S-BT/S-BB)		
Type	800	1000	1200
Vertical Rise H (mm)	30°: 1700~22000 / 35°: 2000~6000		
Inclination	30° / 35°		
Power Supply	AC 3PH, 380V, 50/60Hz		
Lighting Power Supply	AC 1PH, 220V, 50/60Hz		
Rated Speed	0.5m/s (0.65m/s)		
Control System	MICOM or PLC / Optional: VVVF Control		
Operation System	Key Switch Reversible Operation (Optional: Automatic Operation)		
Transport Capacity (persons/hr)	3600	4800	6000
Step Width (mm)	602	801	1001
Skirt Panel Distance (mm)	608	807	1007
Escalator Width (mm)	1150	1350 (1500)	1550 (1700)
Handrail Center Distance (mm)	837	1037 (1100)	1237 (1300)
Truss Width (mm)	1120	1320 (1450)	1520 (1650)

▲ **Note :** 1. If vertical rise(H) is above 22000mm, consult Hyundai.
2. Rise 16000mm to 22000mm refer to data in ( )

MOVING WALK

Model	SM-BT	
Type	1000	1200
Vertical Rise H (mm)	100000(0°) / 9000(12°)	
Inclination	0° / 12°	
Power Supply	AC 3PH, 380V, 50/60HZ	
Lighting Power Supply	AC 1PH, 220V, 50/60HZ	
Rated Speed	0.5m/s	
Control System	MICOM or PLC / Optional: VVVF Control	
Operation System	Key Switch Reversible Operation (Optional: Automatic Operation)	
Transport Capacity (persons/hr)	4800	6000
Skirt Distance (mm)	807	1007
Moving Walk Width (mm)	1350	1550
Handrail Center Distance (mm)	1037	1237
Truss Width (mm)	1320	1520

▲ **Note:** Please refer to the 'Planning Guide' for standard layout and dimensions of escalators and moving walks